

Shopping for a new TV mount?

It Has Nothing To Do With The Screen Size!



HOW CAN I BE SURE A TV MOUNT WILL FIT MY TV?

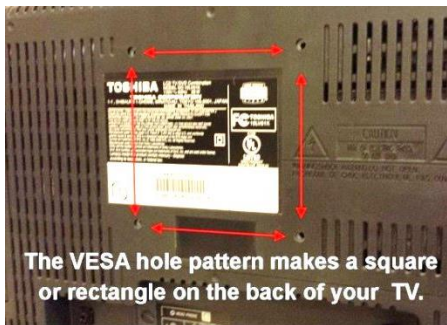
Most TV packages and websites state that a TV mount will fit "screen sizes XX" to XX".
Well, that is not true in all cases!

To BE SURE a TV Mount is going to fit your TV, you need to know 2 things:

1. The size of the VESA PATTERN on the back of your TV
2. The Weight of your TV

It really has nothing to do with the size of your screen!

SO....WHAT IS A VESA PATTERN?

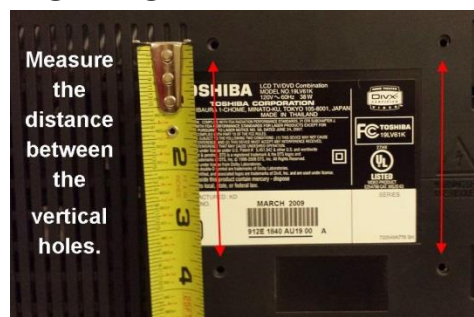
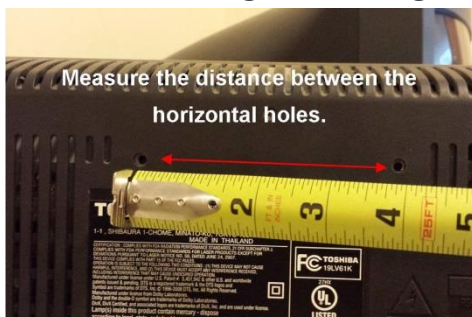


There are mounting holes on the back panel of the TV arranged in a square or rectangle pattern. The TV mount will line up and connect to these holes. You must be sure to **select a mount that has the same hole pattern as your TV.**

VESA (Video Electronics Standards Association) developed this set of standard hole-patterns and specifications to promote uniformity and inter-compatibility among video displays and mounting hardware. Most

TV manufacturers have agreed to use these standard hole-patterns to assure their screens can be easily matched to mounts. However, **it is not standard** for certain screen sizes to have specific hole-patterns. In other words, the **screen size does not determine the VESA** hole-pattern.

WHAT IS THE VESA PATTERN SIZE ON MY TV?



First of all, check the TV package and instructions to see if it states the VESA size. If not, get out the tape measure. In general, the hole-patterns are measured in millimeters. The "Standard" is the measurement (in millimeters) of the distance between the horizontal mounting holes and the vertical mounting holes (ie: 100mm x 200mm or 50mmx 50mm). Some TVs and mounts have more than one hole-pattern so it's important that you measure carefully. Once you know the vertical and horizontal measurement, you can choose a mount that includes that particular VESA standard hole-pattern.

Quick Cheat Sheet for measuring VESA patterns:

2 inches = approximately 50 millimeters, 4 inches = approximately 100 millimeters.

Common VESA Patterns:

100 x 100 is approximately 4" x 4"

100 x 200 is approximately 4" x 8"

200 x 200 is approximately 8" x 8"

200 x 400 is approximately 8" x 16"


400 x 400 is approximately 16" x 16"

400 x 600 is approximately 16" x 24"

If the mount you want does not have the VESA standard on your TV, there are adapter plates that can adapt most mounts to the each VESA pattern. Caution: When using an adapter plate, include the weight of the plate and the weight of the TV to be sure you fall within the weight capacity for that mount.

WHAT ARE THE VESA PATTERN SIZES ON THE TV MOUNT?

All TV mount packaging and online descriptions should clearly list the VESA patterns for that mount. It should be easy to find in the product's specifications or description. If not, contact the manufacturer or use a tape measure!



WEIGHT CAPACITY

Now that you have matched the VESA patterns on your mount and TV, check the weight capacity of the mount. If your TV weighs less than the weight capacity...you have a fit! If your TV weighs more than the weight capacity of the mount, you will need to find a different mount with a higher weight capacity. And remember, you must attach the mount to the wall properly (directly into studs is best) otherwise it will not hold the weight capacity.



The **BOTTOM LINE** is to Know the Numbers:

VESA Pattern and Weight Capacity!

If you have any questions, comments or suggestions for this article, please send them to our Education & Development Team at: Support@McIncDirect.com.

MasterTM
Mounts

Written by Jamie McNaughton
Copyright 2014, McNaughton Incorporated, Plymouth MN



General Guidelines from the VESA Standards Organization:

Small and Medium Flat Panel TVs, LCD and LED Monitors and Screens

Size range from 12" to 23" diagonally, Weight up to 30 lbs

Most likely but not guaranteed to use the 75x75mm or 100mm x 100mm VESA standard

Large Monitors and Screens

Size range from 23" to 30" diagonally, Weight up to 50 lbs

Most likely but not guaranteed to use the VESA 200mmx 100mm or 200mmx200mm standard

Extra Large Screens (usually LED and Plasma)

Size ranging from 31" to 90" diagonally, Weight up to 250 lbs

Most likely but not guaranteed to use VESA Standards 400mmx200mm, 600mm,400mm, or 800mmx400mm.

This brief outline is to help you find the right mount for your TV, however, it is not intended to be taken as a complete guide or a technical description of the VESA Standards. Check with the manufacturer's information for measurements on your TV and your mount to confirm a compatible fit. Complete details on the VESA Specific Standards can be found at the VESA Organization at www.VESA.org

